

The D3300Ti DPD® model is an ultra high quality compression driver for professional use wherever high SPL and low distortion are of great concern.

Pure titanium specially designed diaphragm with IPF® (Impregnated Polymer Fiber) surround, for high sensitivity, low distortion and smooth extended frequency response applications.

The D3300Ti DPD® is recommended for use in arenas, stage monitors, side fills and sound reinforcement systems.

Optimized aluminum injected phase plug avoids phase cancellation problems.

High flux density magnetic assembly with copper shorting ring that lowers distortion and reduces the voice coil self-inductance.

Protection circuit DPD® (Driver Protection Device). This circuit uses a PTC and a HPCCR resistor assuring more reliability under overload condition.

The flat wire voice coil (copper clad aluminum) uses a high temperature Kapton® former.

Precisely engineered diaphragm structure and alignment mechanism allow for easy, reliable and cost effective repair in case of diaphragm failure.

In the rare case a repair may be necessary, please read carefully the instructions supplied and be sure to correctly follow the items step by step.

With a 2" exit throat and standard bolt pattern, it directly couples to Selenium horns with (50 mm) throats.

Base and cover are injected aluminum, assuring high mechanical resistance and a very shallow profile.



SPECIFICATIONS

Nominal impedance	8
Minimum impedance @ 3,650 Hz	6.1
Power handling	
Musical Program(w/ xover 800 Hz 12 dB / oct) ¹	150 W
Sensitivity	
On horn, 2.83V@1m, on axis ²	110 dB SPL
On plane-wave tube, 0.0894V ³	117 dB SPL
Frequency response @ -10 dB	500 to 25,000 Hz
Throat diameter	50 (2) mm (in)
Diaphragm material	Titanium
Voice coil diameter	75 (3) mm (in)
Re	4.8
Flux density	1.70 T
Minimum recommended crossover (12 dB / oct)	800 Hz

¹ Power handling specifications refer to normal speech and/or music program material, reproduced by an amplifier producing no more than 5% distortion. Power is calculated as true RMS voltage squared divided by the nominal impedance of the loudspeaker. This voltage is measured at the input of the recommended passive crossover when placed between the power amplifier and loudspeaker.
Musical Program= 2 x W RMS.

² Measured with HL14-50 horn, 2,000 - 17,000 Hz average.

³ The sensitivity represents the SPL in a 25 mm terminated tube, 800 - 3,000 Hz average.

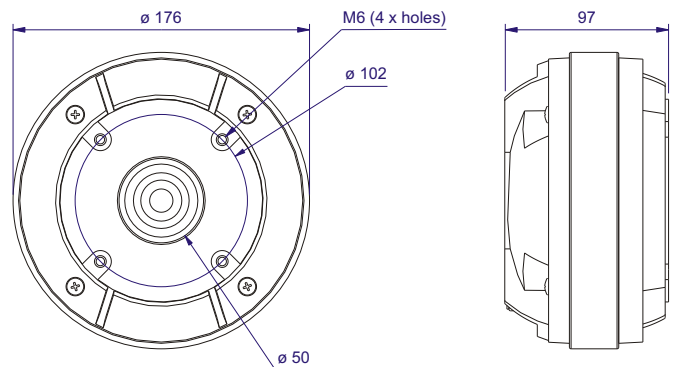
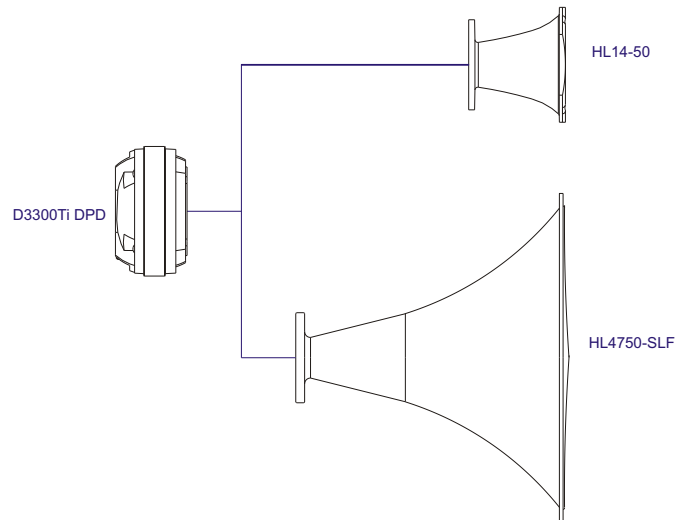
ADDITIONAL INFORMATION

Magnet material	Barium ferrite
Magnet weight	1,600 (57) g (oz)
Magnet diameter x depth	169 x 19 (6.65 x 0.75) mm (in)
Magnetic assembly weight	4,970 (10.96) g (lb)
Housing material	Aluminum
Housing finish	Black epoxy
Voice coil material	Flat CCAW
Voice coil former material	Polyimide (Kapton®)
Voice coil winding length	4.7 (15.4) m (ft)
Voice coil winding depth	2.0 (0.08) mm (in)
Wire temperature coefficient of resistance ()	0.00404 1/°C
Volume displaced by driver	1.8 (0.064) l (ft ³)
Net weight	5,630 (12.41) g (lb)
Gross weight	5,975 (13.17) g (lb)
Carton dimensions (W x D x H)	20 x 20 x 16 (7.9 x 7.9 x 6.3) cm (in)

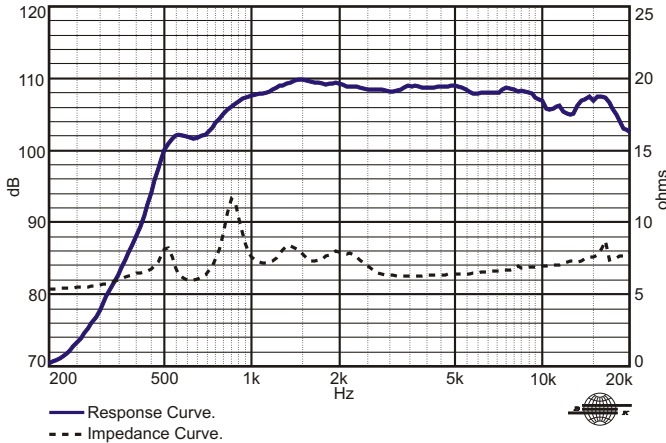
MOUNTING INFORMATION

Horn connection	Bolt on
Number of holes	4
Threaded holes circle diameter	102 (4) mm (in)
Threaded holes diameter	M6 (0.23) mm (in)
Connectors	Push terminals
Polarity	Positive voltage applied to the positive terminal (red) gives diaphragm motion toward the throat

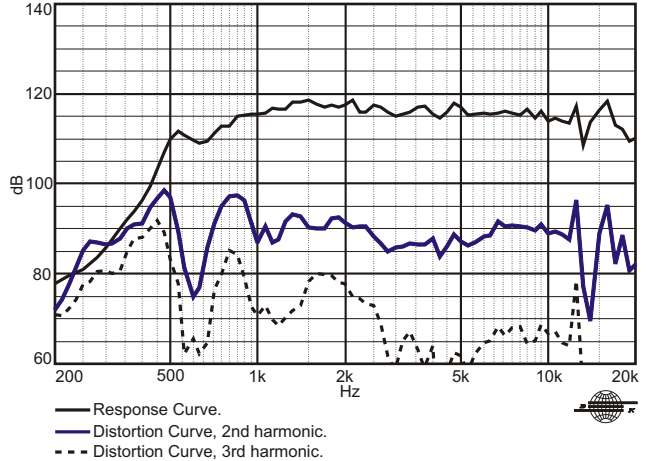
DRIVER x HORN CONNECTION



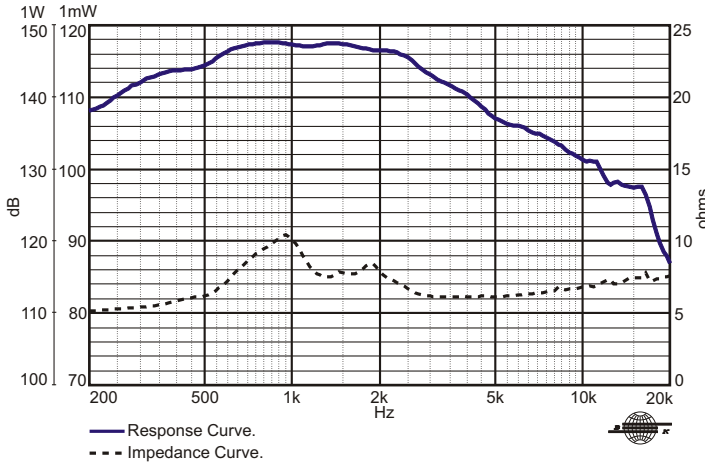
RESPONSE AND IMPEDANCE CURVES W/ HL14-50 HORN INSIDE AN ANECHOIC CHAMBER, 1 W / 1 m



HARMONIC DISTORTION CURVES W/ HL14-50 HORN, 7.5 W / 1 m.

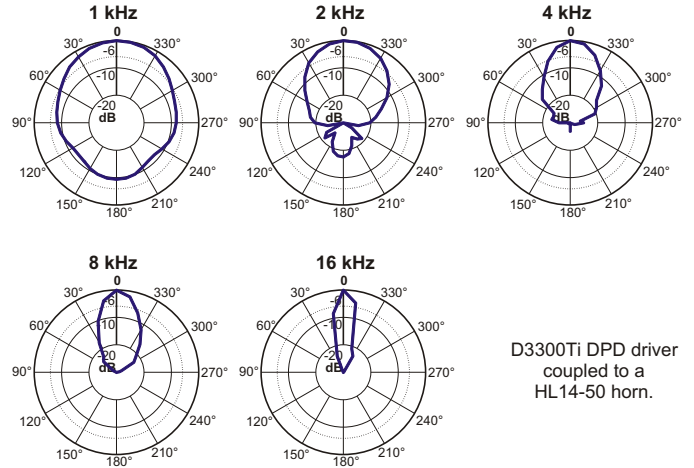


RESPONSE AND IMPEDANCE CURVES W/ PLANE-WAVE TUBE, 1 mW



Frequency response and impedance curves measured with 50 mm terminated plane-wave tube, with sensitivity referenced to a 25 mm tube.

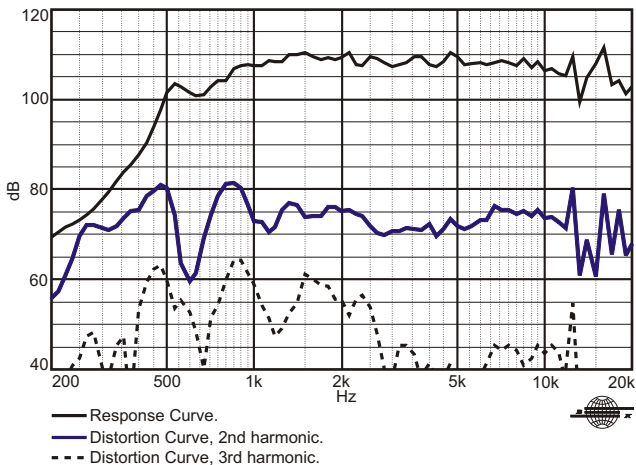
POLAR RESPONSE CURVES



D3300Ti DPD driver coupled to a HL14-50 horn.

Polar Response Curve.

HARMONIC DISTORTION CURVES W/ HL14-50 HORN, 1 W / 1 m.



HOW TO CHOOSE THE RIGHT AMPLIFIER

The power amplifier must be able to supply twice the RMS driver power. This 3 dB headroom is necessary to handle the peaks that are common to musical programs. When the amplifier clips those peaks, high distortion arises and this may damage the transducer due to excessive heat. The use of compressors is a good practice to reduce music dynamics to safe levels.

FINDING VOICE COIL TEMPERATURE

It is very important to avoid maximum voice coil temperature. Since moving coil resistance (R_c) varies with temperature according to a well known law, we can calculate the temperature inside the voice coil by measuring the voice coil DC resistance:

$$T_B = T_A \frac{R_B}{R_A} - 1 T_A - 25 \frac{1}{25}$$

T_A, T_B = voice coil temperatures in °C.

R_A, R_B = voice coil resistances at temperatures T_A and T_B , respectively.
= voice coil wire temperature coefficient at 25 °C.

Kapton®: Du Pont trademark.
DPD® (Driver Protection Device): Selenium trademark.
IPF® (Impregnated Polymer Fiber): Selenium trademark.