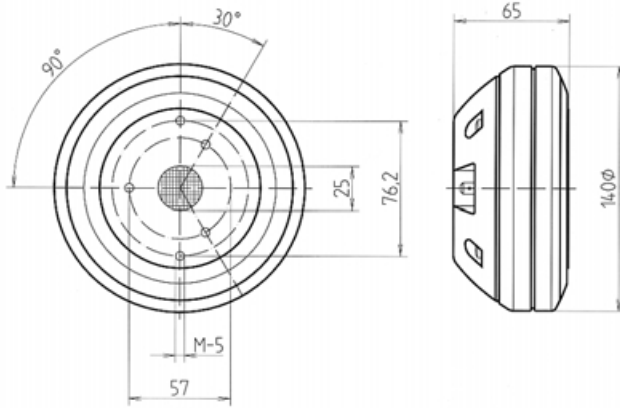


CP350/Ti
HIGH FREQUENCY
COMPRESSION
DRIVER

This 1" compression driver features an integral dome and suspension formed from pure titanium, attached to an edgewound aluminium ribbon voice coil, providing exceptional high acoustic pressure with low distortion and extended response, with extra power handling. The coil diaphragm assembly is easily field replaceable without soldering.

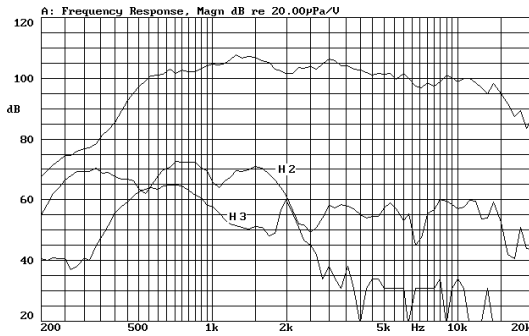
Motor de compresión de 1" con diafragma de titanio. La extraordinaria resistencia mecánica de este material, así como su gran ligereza hacen que este transductor se comporte de forma inmejorable desde las frecuencias audibles más altas hasta frecuencias tan bajas como 1000 Hz sin merma de prestaciones.



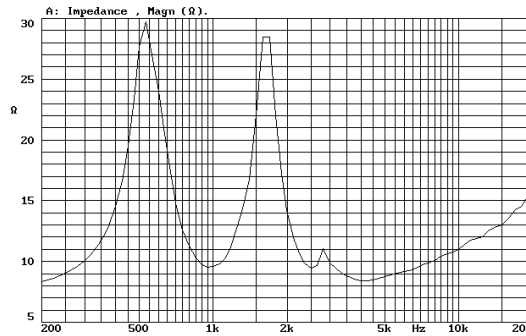
SPECIFICATIONS

Throat diameter	25 mm. 1 in.
Rated impedance	8 ohms.
Minimum impedance	5 ohms @ 5 kHz
D.C. Resistance	6.8 ohm
Power Capacity*	50 w RMS above 1.5 kHz
Program Power	100 Watts. above 1.5 kHz
Sensitivity*	104 dB 1w @ 1m coupled to TD-250 horn
Frequency range	0.8 - 20 kHz
Recommended crossover	1 kHz or higher, 12 dB/oct. min.
Voice coil diameter	44.4 mm. 1.75 in.
Magnetic assembly weight	3.06 kg. 6.7 lb.
Flux density	1.9 T
BL factor	9.6 N/A

FREQUENCY RESPONSE & DISTORTION CURVES, MAGN. On axis, 1w @ 1m.
 Coupling to TD250 Horn



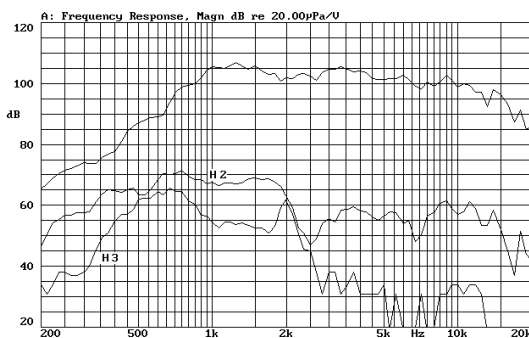
FREE AIR IMPEDANCE CURVE
 Coupling to TD250 Horn



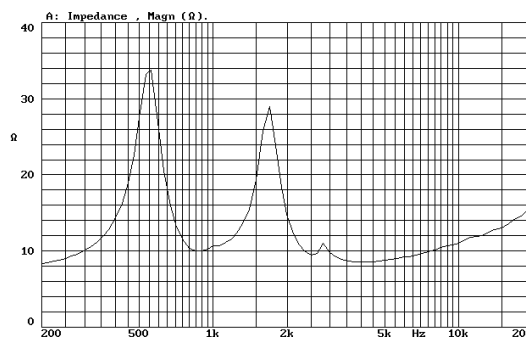
MOUNTING INFORMATION

Overall diameter	140 mm. 5.5 in.
Depth	65 mm. 2.55 in.
Mounting	Three M5 threaded holes, 120° apart. on 57 mm (2.24 in.) diameter circle Two M5 threaded holes, 180° apart. on 76.2 mm. (3 in.) diameter circle. Mounting hardware is supplied
Net weight	3.28 kg. 7.2 lb.
Shipping weight	3.4 kg. 4.48 lb.

FREQUENCY RESPONSE & DISTORTION CURVES, MAGN. On axis, 1w @ 1m.
 Coupling to TD245 Horn



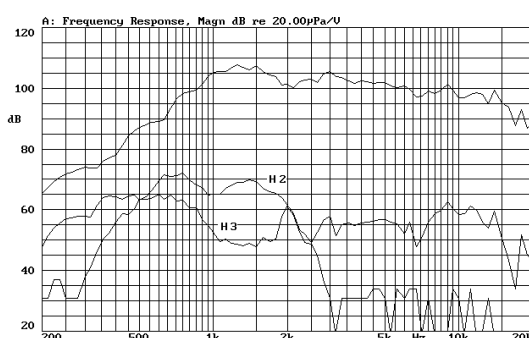
FREE AIR IMPEDANCE CURVE
 Coupling to TD245 Horn



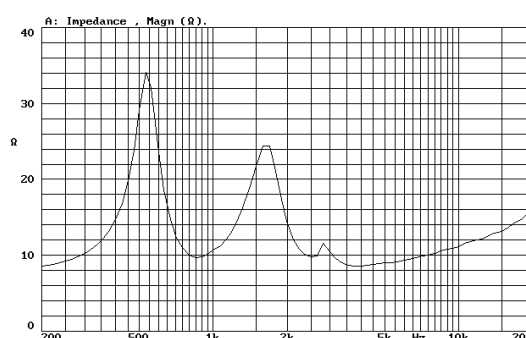
MATERIALS

Diaphragm	Titanium
Voice coil	Edgewound alum. ribbon
Voice coil former	Kapton
Magnet	Ferrite

FREQUENCY RESPONSE & DISTORTION CURVES, MAGN. On axis, 1w @ 1m.
 Coupling to TD235 Horn



FREE AIR IMPEDANCE CURVE
 Coupling to TD235 Horn



NOTES

*The power capacity corresponds to the RMS maximum value that can dissipate the loudspeaker when a sinus signal is applied for a period of at least two hours.
 Program power is defined as the transducer's ability to handle normal music program material.
 **Sensitivity was measured at 1m distance, on axis, with 1w input, averaged in the range 3-15 kHz.

NOTAS

* La potencia admisible corresponde a la máxima potencia RMS que puede disipar el altavoz durante al menos dos horas, cuando se le aplica una señal senoidal determinada. Por potencia programa se entiende la capacidad de altavoz en el manejo de señales transitorias como sería el proporcionado por el contenido de un pasaje musical normal.
 **Medición realizada con el micrófono a 1 m de distancia, en el eje, aplicando 1w al altavoz, promediando en el rango 1-7 kHz.