

-Studio-

5MP60/N

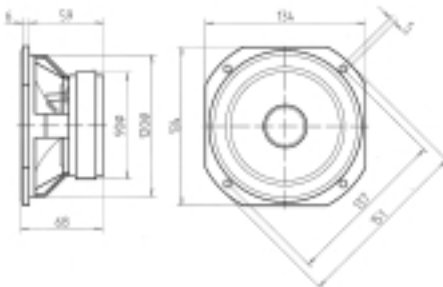
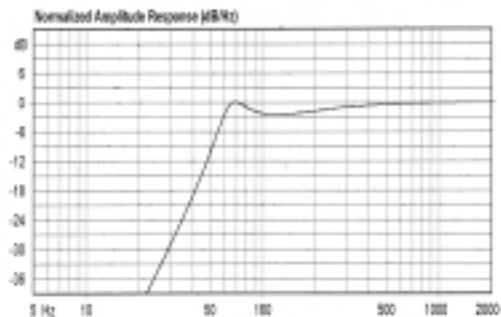
LOW & MID FREQUENCY

This 5" bass and mid frequencies loudspeaker has been designed to provide a smooth, flat and wide frequency response. It features a polypropylene cone, rubber surround and special design magnet system, including a copper ring on the pole piece to achieve low harmonic distortion and high efficiency. This model is especially well suited for use in small bass-reflex cabinets for high quality monitor applications.

Modelo de 5" con unas características exclusivas para alta fidelidad: membrana de polipropileno y suspensión de goma de gran elongación, chasis de aluminio fundido y estructura magnética de gran tamaño. El resultado son unos bajos de gran impacto, y unos medios nitidos y naturales para recintos de tipo bass-reflex o herméticos.



PREDICTED FREQUENCY RESPONSE • Bass-reflex cabinet, Vb=12.00 l, fb=65.0 Hz



SPECIFICATIONS

Nominal diameter	125 mm. 5 in.
Rated impedance	8 ohms.
Power capacity*	50 w RMS
Program Power	100 Watts.
Sensitivity	91 dB, 2.83v @ 1m @ 2p
Frequency range	50 - 12000 Hz
Recom. enclosure vol.	10/20 l 0.35/0.7 ft. ³
Voice coil diameter	25.8 mm. 1 in.
Magnetic assembly weight	1 kg. 2.2 lb.
BL factor	6.4 N/A
Moving mass	0.008 kg.
Voice coil length	14 mm.
Air gap height	6 mm.
X damage (peak to peak)	20 mm.

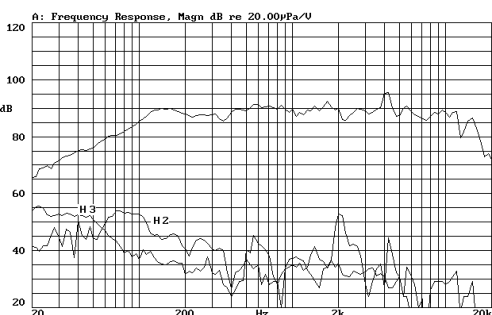
MOUNTING INFORMATION

Overall dimensions	134 x 134 mm.
Bolt circle diameter	137 mm. 5.40 in.
Baffle cutout diameter:	
- Front mount	120 mm. 4.72 in.
Depth	68 mm. 2.68 in.
Volume displaced by driver	0.5 l 0.019 ft. ³
Net weight	1.2 kg. 2.64 lb.
Shipping weight	1.27 kg. 2.8 lb.

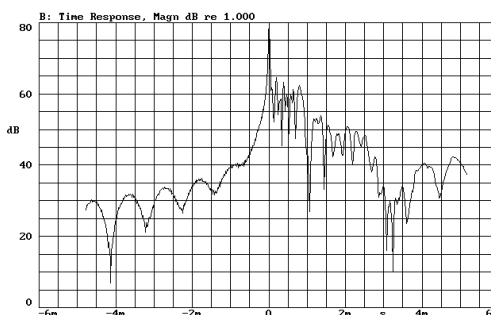
MATERIALS

Basket	Die cast aluminium
Cone	Polypropylene
Surround	Rubber
Voice coil Magnet	Copper wire Ferrite

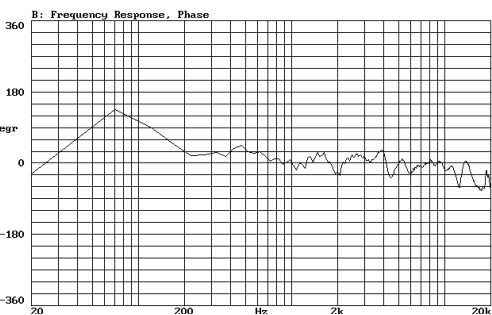
FREQUENCY RESPONSE & DISTORTION CURVES, MAGN. On axis, 1w @ 1m.



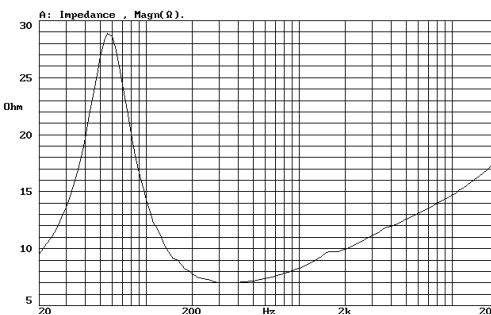
TIME RESPONSE, MAGN.



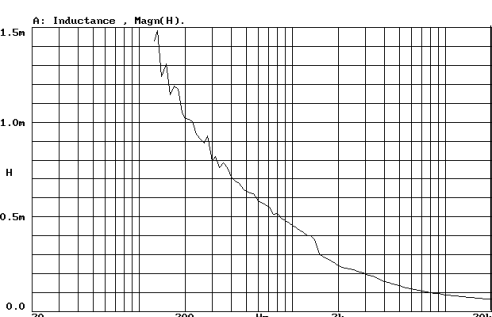
FREQUENCY RESPONSE, PHASE. On axis, 1w @ 1m.



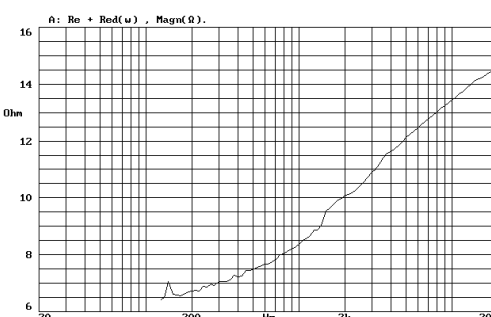
FREE AIR IMPEDANCE CURVE



VOICE COIL INDUCTANCE CURVE



Re + Red(w) CURVE



THIELE-SMALL PARAMETERS**

Resonant Frequency, fs	60 Hz
D.C. Voice Coil Resistance, Re	5.33 ohms
Mechanical Quality Factor, Qms	1.604
Electrical Quality Factor, Qes	0.35
Total Quality Factor, Qts	0.29
Equivalent Air Volume to Cms, Vas	9.8 l
Mechanical Compliance, Cms	970 μm/N
Mechanical Resistance, Rms	1.75 kg/s
Efficiency, ho (%)	0.5
Effective Surface Area, Sd(m ²)	0.0085 m ²
Maximum Displacement, Xmax	4 mm.
Displacement Volume, Vd	34 cm. ³
Voice Coil Inductance, Le @ 1kHz	0.4 mH

NOTES

*The power capacity corresponds to the RMS maximum value that can dissipate the loudspeaker when a sinus signal is applied for a period of at least two hours.
Program power is defined as the transducer's ability to handle normal music program material.

** T-S parameters are measured after an exercise period using a preconditioning power test, using a velocity-current laser transducer, and will reflect the long term parameters, once the loudspeaker has been working for a short period of time.

NOTAS

*La potencia admisible corresponde a la máxima potencia RMS que puede disipar el altavoz durante al menos dos horas, cuando se le aplica una señal senoidal determinada.

Por potencia programa se entiende la capacidad del altavoz en el manejo de señales transitorias, como sería el proporcionado por el contenido de un pasaje musical normal.

** Los parámetros T-S han sido medidos después de un periodo de fatiga y estabilización de las suspensiones, mediante transductor laser de velocidad-corriente, y son el reflejo de los parámetros a largo plazo del altavoz, una vez éste haya sido instalado y haya trabajado en un corto espacio de tiempo.